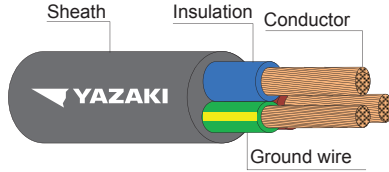


450/750 V 70°C FLEXIBLE CONDUCTOR PVC INSULATED AND SHEATH WITH GROUND, ROUND TYPE



TIS 11 Part 101-2559

CABLE STRUCTURE

- Conductor** : Flexible annealed copper wire
- Insulation** : Polyvinyl chloride (PVC/D)
- Insulation color** : Blue, Brown + Green/Yellow
- Sheath** : Black polyvinyl chloride (PVC/ST4)

TECHNICAL DATA

- Classification** : Maximum conductor temperature 70°C
: Circuit voltage not exceeding 450/750 Volts
- Rated voltage** : 450 Volts between Line to Earth
: 750 Volts between Line to Line
- AC Testing voltage** : 2,500 volts
- Reference standard** : TIS 11 Part 101-2559 Table 8

APPLICATION

For mobile-electrical equipment used in mines, factories, farm or household appliances. This cable is suitable for use in places where cable come in contact with oils.

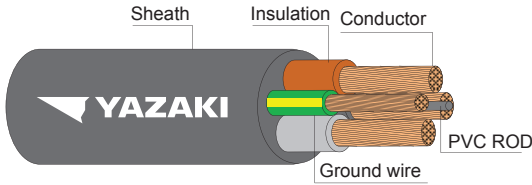
Number of coress	Conductor				Insulation thickness nominal	Sheath thickness approx.	Overall diameter maximum	Conductor resistance at 20°C maximum		Insulation resistance at 70°C minimum	Continuous current rating in free air 40°C maximum	Cable weight approx.	Standard Length		
	Nominal cross section area		Type of Conductor					Phase	Ground					Phase	Ground
	(mm ²)	(mm ²)	(mm)	(mm)											
2+G	1	1	Flexible		0.8	1.2	10.0	19.5	19.5	0.0127	14	120	100/C		
	1.5	1.5	Flexible		0.8	1.4	12.0	13.3	13.3	0.0111	16	150	100/C		
	2.5	2.5	Flexible		0.8	1.4	13.0	7.98	7.98	0.0092	25	200	100/C		
	4	4	Flexible		0.9	1.6	15.5	4.95	4.95	0.0084	30	280	100/C		
	6	6	Flexible		0.9	1.8	17.5	3.30	3.30	0.0071	39	400	100/C		
	10	10	Flexible		1.1	2.0	21.5	1.91	1.91	0.0068	51	650	500/D		
	16	16	Flexible		1.1	2.4	25.0	1.21	1.21	0.0050	73	900	500/D		
	25	16	Flexible		1.3	2.6	28.5	0.780	1.21	0.0048	97	1200	500/D		
	35	16	Flexible		1.3	2.8	31.5	0.554	1.21	0.0041	140	1500	500/D		

C = Packing in Coil
D = Packing in drum

Number of coress	Nominal cross sectional area		A.C. Resistance		Inductance		Reactance		Impedance	
	Phase (mm ²)	Ground (mm ²)	R (Ω/km)		L (mH/km)		XL (Ω/km)		Z (Ω/km)	
2+G	1	1	23.3000		0.3560		0.1118		23.3000	
	1.5	1.5	15.9000		0.3330		0.1048		15.9000	
	2.5	2.5	9.5500		0.3070		0.0965		9.5520	
	4	4	5.9227		0.3084		0.0969		5.9235	
	6	6	3.9485		0.2862		0.0899		3.9495	
	10	10	2.2854		0.2768		0.0870		2.2870	
	16	16	1.4479		0.2638		0.0829		1.4502	
	25	16	0.9334		0.2602		0.0817		0.9370	
	35	16	0.6631		0.2500		0.0785		0.6677	

VCT-G

450/750 V 70°C FLEXIBLE CONDUCTOR PVC INSULATED AND SHEATH WITH GROUND, ROUND TYPE



TIS 11 Part 101-2559

CABLE STRUCTURE

- Conductor** : Flexible annealed copper wire
- Insulation** : Polyvinyl chloride (PVC/C)
- Insulation color** : Brown, Black, Grey + Green/Yellow
- Sheath** : Black polyvinyl chloride (PVC/ST5)

TECHNICAL DATA

- Classification** : Maximum conductor temperature 70°C
: Circuit voltage not exceeding 450/750 Volts
- Rated voltage** : 450 Volts between Line to Earth
: 750 Volts between Line to Line
- AC Testing voltage** : 2,500 volts
- Reference standard** : TIS 11 Part 101-2559 Table 8

APPLICATION

For household appliances, electrical equipment and electrical illumination.

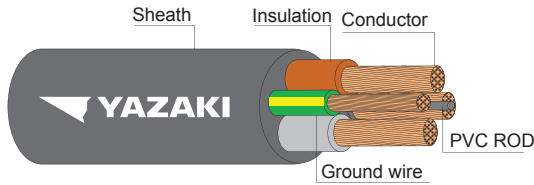
Number of cores	Conductor				Insulation thickness nominal (mm)	Sheath thickness approx. (mm)	Overall diameter maximum (mm)	Conductor resistance at 20°C maximum		Insulation resistance at 70°C minimum (MQ-km)	Continuous current rating in free air 40°C maximum	Cable weight approx. (kg/km)	Standard Length (m)
	Nominal cross section area		Type of Conductor					Phase	Ground				
	Phase (mm ²)	Ground (mm ²)	Phase	Ground									
3+G	1	1	Flexible		0.8	1.4	11.5	19.5	19.5	0.0127	12	150	100/C
	1.5	1.5	Flexible		0.8	1.4	12.5	13.3	13.3	0.0111	15	180	100/C
	2.5	2.5	Flexible		0.8	1.4	14.0	7.98	7.98	0.0092	20	240	100/C
	4	4	Flexible		0.9	1.8	17.0	4.95	4.95	0.0084	26	360	100/C
	6	6	Flexible		0.9	2.0	19.5	3.30	3.30	0.0071	34	500	500/D
	10	10	Flexible		1.1	2.2	24.0	1.91	1.91	0.0068	47	850	500/D
	16	16	Flexible		1.1	2.6	28.0	1.21	1.21	0.0050	63	1200	500/D
	25	16	Flexible		1.3	2.8	33.0	0.780	1.21	0.0048	83	1600	500/D
	35	16	Flexible		1.3	3.1	37.0	0.554	1.21	0.0041	102	2100	500/D

C = Packing in Coil
D = Packing in drum

Number of cores	Nominal cross sectional area		A.C. Resistance		Inductance		Reactance		Impedance	
	Phase (mm ²)	Ground (mm ²)	R (Ω/km)		L (mH/km)		XL (Ω/km)		Z (Ω/km)	
3+G	1	1	23.3000		0.3560		0.1118		23.3000	
	1.5	1.5	15.9000		0.3330		0.1048		15.9000	
	2.5	2.5	9.5500		0.3070		0.0965		9.5500	
	4	4	5.9227		0.3084		0.0969		5.9235	
	6	6	3.9485		0.2862		0.0899		3.9495	
	10	10	2.2854		0.2768		0.0870		2.2870	
	16	16	1.4479		0.2638		0.0829		1.4503	
	25	16	0.9335		0.2602		0.0817		0.9371	
	35	16	0.6632		0.2500		0.0785		0.6678	

VCT-G

450/750 V 70°C FLEXIBLE CONDUCTOR PVC INSULATED AND SHEATH WITH GROUND, ROUND TYPE



TIS 11 Part 101-2559

CABLE STRUCTURE

- Conductor** : Flexible annealed copper wire
- Insulation** : Polyvinyl chloride (PVC/C)
- Insulation color** : Blue, Brown, Black, Grey + Green/Yellow
- Sheath** : Black polyvinyl chloride (PVC/ST5)

TECHNICAL DATA

- Classification** : Maximum conductor temperature 70°C
: Circuit voltage not exceeding 450/750 Volts
- Rated voltage** : 450 Volts between Line to Earth
: 750 Volts between Line to Line
- AC Testing voltage** : 2,500 volts
- Reference standard** : TIS 11 Part 101-2559 Table 8

APPLICATION

For household appliances, electrical equipment and electrical illumination.

Number of cores	Conductor				Insulation inner sheath thickness nominal (mm)	Outer Sheath thickness nominal (mm)	Overall diameter (mm)		Conductor resistance at 20°C maximum (Ω/km)	Insulation resistance at 70°C minimum (MΩ-km)	Continuous current rating in free air 40°C maximum (A)	Cable weight approx. (kg/km)	Standard Length (m)
	Nominal cross sectional area		Type of Conductor				minimum	maximum					
	Phase (mm ²)	Ground (mm ²)	Phase	Ground									
4+G	1	1	Flexible		0.8	1.6	13.0	19.5	19.5	0.0127	12	190	100/C
	1.5	1.5	Flexible		0.8	1.6	14.0	13.3	13.3	0.0111	15	220	100/C
	2.5	2.5	Flexible		0.8	1.6	15.5	7.98	7.98	0.0092	20	310	100/C
	4	4	Flexible		0.9	1.8	18.5	4.95	4.95	0.0084	26	440	100/C
	6	6	Flexible		0.9	2.0	21.5	3.30	3.30	0.0071	34	600	500/D
	10	10	Flexible		1.1	2.2	26.5	1.91	1.91	0.0068	47	1000	500/D
	16	16	Flexible		1.1	2.6	30.5	1.21	1.21	0.0050	63	1400	500/D
	25	16	Flexible		1.3	2.8	36.5	0.780	1.21	0.0048	83	2000	500/D
	35	16	Flexible		1.3	3.1	41.5	0.554	1.21	0.0041	102	2600	500/D

C = Packing in Coil
D = Packing in drum

Number of cores	Nominal cross sectional area		A.C. Resistance	Inductance	Reactance	Impedance
	Phase (mm ²)	Ground (mm ²)	R (Ω/km)	L (mH/km)	XL (Ω/km)	Z (Ω/km)
4+G	1	1	23.3000	0.3560	0.1118	23.3000
	1.5	1.5	15.9000	0.3330	0.1048	15.9000
	2.5	2.5	9.5500	0.3070	0.0965	9.5520
	4	4	5.9227	0.3084	0.0969	5.9235
	6	6	3.9485	0.2862	0.0899	3.9495
	10	10	2.2854	0.2768	0.0870	2.2870
	16	16	1.4479	0.2638	0.0829	1.4503
	25	16	0.9335	0.2602	0.0817	0.9371
	35	16	0.6632	0.2500	0.0785	0.6678